




TECHNICAL DATA SHEET

PORCELAIN INTERIOR FLOORING PRODUCT

PRODUCT IDENTIFICATION		
	Commercial Designation: Rio	
	Description: Porcelain suitable for interior use in a variety of architectural situations Colours: Oxford white Elephant Grey Silk Grey Pencil Grey Rail Black 	
	Size: – 600 x 1200 x 10mm, 800 x 800 x 10mm, 600 x 600 x 10mm, 300 x 600 x 10mm	
	Material: PORCELAIN	
	Origin: Italy	
Rio Porcelain is a long-lasting porcelain flooring tile that retain their colours and appearance over the years. Tiles are created to resemble Brazilian Slate		
European Standards: EN ISO 10545-2/3/4/13/14		
Stoneworld Oxfordshire Ltd Views Farm, Great Milton, OX44 7NW		
USE: Porcelain floor tiles intended for interior use, but are frost proof, meaning they can also be used in outdoor environments. However, there are usually exterior formats (20mm thick) that are more suitable for exterior use. Check availability.		
DIMENSIONAL PROPERTIES Porcelain Natural tiles are rectified & calibrated, meaning the following dimensional properties are guaranteed (according to EN ISO10545-2): Length/width +- 0.03 % Thickness +- 2.5 % Diagonals +- 0.2 % Surface flatness +- 0.5%		
Technical Characteristics	Testing Standards	Declared Values
Water Absorption	EN ISO 10545-3	≤0.5%
Breaking Strength	EN ISO 10545-4	35 N/mm ²
Resistance to Acid	EN ISO 10545-13	GLA
Frost Resistance	EN ISO 10545-14	Frost Proof
Stain Resistance	ISO10545-14	4
Slip Resistance	DIN21130	R10
Colour or shade		V2 Slight variation

MAINTENANCE

The fact that Porcelain Natural tiles have low water absorption makes them almost maintenance-free, since dirt, moss and moulds cannot attach themselves to the surface. Regular sweeping or cleaning with water and a non-aggressive soap are sufficient to keep the surface clean. Avoid the use of sealers and maintenance products that contain oil. The low porosity of the tiles means that the oil or sealer will form a greasy layer on the surface.